



**THE  
EQUIPMENT  
YOU NEED**



**NATIONWIDE  
SERVICE**

# Core Business

---

HSS Hire provide an extensive range of tools and equipment available through all our branches for either **pick up or delivery**.

This catalogue highlights some of our equipment, but **with thousands of products available, it only scratches the surface**. Please speak to your Area Sales Manager or local branch if you are looking for a particular product.

We also have a **full range of accessories available** including transformers, extension leads, blades and safety equipment.

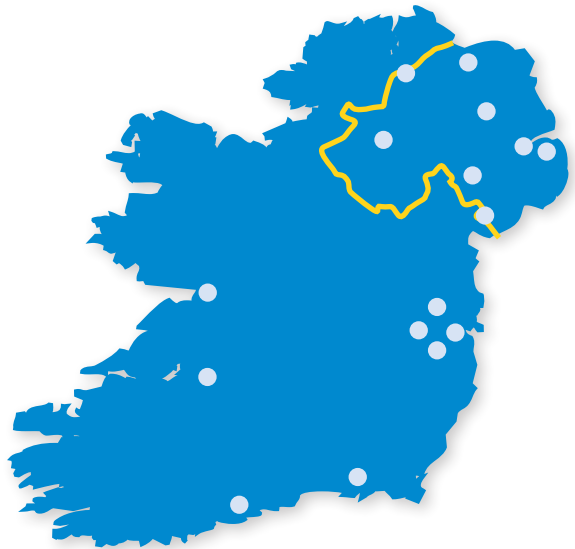
# OneCall

---

The HSS OneCall service will help you to source whatever kit you need, wherever you need it and our dedicated Hire Controllers will manage the whole process for you.

- Specialist Equipment Sourcing
- Emergency Kit Replacement
- Dedicated HSS Support
- Use your HSS Account to order

**NATIONWIDE  
SERVICE**





<b>Access</b>	<b>4</b>
<b>Powered Access</b>	<b>6</b>
<b>Lift &amp; Shift</b>	<b>12</b>
<b>Building &amp; Siteworks</b>	<b>15</b>
<b>Plant</b>	<b>20</b>
<b>Accommodation</b>	<b>21</b>
<b>Concreting &amp; Compaction</b>	<b>22</b>
<b>Safety</b>	<b>24</b>
<b>Breaking &amp; Drilling</b>	<b>26</b>
<b>Sawing &amp; Cutting</b>	<b>30</b>
<b>Surveying &amp; Location</b>	<b>32</b>
<b>Cooling</b>	<b>36</b>
<b>Heating</b>	<b>38</b>
<b>Drying &amp; Pumping</b>	<b>40</b>
<b>Lighting</b>	<b>43</b>
<b>Power</b>	<b>45</b>
<b>Training</b>	<b>46</b>
<b>Sales</b>	<b>47</b>
<b>Cleaning</b>	<b>48</b>

# Access

## MiTower - One Person Quick Build Tower

The MiTower one-person quick build tower comes self contained in its own transport and storage pack making it easily fit through a standard doorway and into a small van. This high-quality EN1004 class 3 product is tested and approved by TUV Nord.

- Working height of 6m, platform height of 4m
- Complies with EN 1004 Class 3 product standards
- One person assembly and dismantle
- 10 minutes for assembly

**Note:** Do not use if wind speed exceeds 17mph



Technical Specification		
Code	M6286	M6287
Platform Height	4m	4m
Working Height	up to 6 m	up to 6 m
S.W.L.	150kg	275kg
Tower Dimensions (LxW)	1.17m x 0.73m	1.62 x 0.728m
Platform Dimensions (LxW)	1.02 x 0.61m	1.62 x 0.73 m
Stabiliser Footprint (LxW)	2.8 x 2.4m	3.90 x 3.10 m
Weight	110kg	126 kg



## Adjustable Safety Platform Steps

Providing full guard rail protection, these adjustable platform steps allow you to reach heights over 4m. All models can be folded for transport.

Technical Specifications		
Code	M6349	M6350
Item	6 Tread	9 Tread
S.W.L.	150kg	150kg
Max Platform Height	1.52m	2.23m
Weight	30kg	36kg



**WE ALSO OFFER  
SCAFFOLD TOWER  
TRAINING**

## Alloy Access Tower

### Full Width Towers

A range of 1.45m wide alloy towers supplied with castor wheels for easy, on-site mobility. A safe method for working at height for tasks such as inspection, general maintenance and light construction.

### Narrow Width Towers

Where space is limited, our range of 0.85m wide mobile alloy towers can solve your access problem – perfect for stairwells, alleys and narrow forecourts.

- Supplied ready for erection
- Choice of 1.8m or 2.5m long decks
- Safety toe-boards and stabilisers included
- Adjustable locking castors for safety & mobility

HSS towers conform to either 3T or advanced guardrail method of assembly. The product codes below relate only to tower following the 3T method of assembly.

**Note:** Specify platform size when ordering.

- Do not use access tower if the wind speed exceeds 17 mph.
- Tower heights are shown including handrail.
- Tower width measurements are taken from centre to centre of upright frames.

#### Technical Specifications

Full Width 1.45M		
Max. S.W.L	225kg Per Deck	950kg Per Tower
Platform (L x W)	1.8 x 1.45m	2.5 x 1.45m

Narrow Width 0.85M		
Max. S.W.L	275kg Per Deck	950kg Per Tower
Platform (L x W)	1.8 x 0.85m	2.5 x 0.85m

Handrail Height	Narrow / Short	Narrow / Long	Wide / Short	Wide / Long
	0.85. x 1.8	0.85 x 2.5	1.45 x 1.8	1.45 x 2.5
3.2m	M6105	M6119	M6129	M6143
4.2m	M6107	M6120	M6130	M6144
5.2m	M6108	M6121	M6132	M6147
6.2m	M6109	M6122	M6133	M6149
7.2m	M6111	M6123	M6134	M6150
8.2m	M6113	M6124	M6135	M6151
9.2m	M6114	M6125	M6136	M6152
10.2m	M6115	M6126	M6138	M6153
11.2m	M6116	M6127	M6139	M6155



Access | Towers



# Powered Access

**WE ARE  
POWERED ACCESS  
EXPERTS**

## Dingli Mast Lifts

The Dingli AMWP7-8100L is an Electric Low Level lift fitted with electric lifting push rods to replace the traditional hydraulic cylinder. It boasts a brushless DC motor so the whole machine is maintenance-free, and is energy saving with its low noise and low emissions. It is easy to operate and driveable at full height.

### Technical Specification

Code	M5000
Platform Height	4.7m
Working Height	6.7m
S.W.L.	200kg
Platform Dimensions (LxW)	1.00m x 0.76m
Weight	990kg




## Pop-Up Pro iQ10

For those essential indoor repair, maintenance and installation tasks where you need safe and simple low level access, our Pop Up Platform is versatile and easy to use.

- Battery powered operation
- Lightweight and compact
- Low noise level and CO2 emission free with no exhaust fumes

### Technical Specification

Code	M6281
Item	Pop up
Power	12V battery
Working Height	5.0m
S.W.L	240kg
Platform Height	3.0m
Raise / Lower Time	18/20 sec
Dimensions (L x W x H)	1.2 x 0.7 x 1.8m
Weight	394kg



**WE ALSO OFFER IPAF  
TRAINING COURSES THROUGH  
HSS TRAINING**

## Eco Manual Platform Lift

The Eco has an auto-lock mechanism that activates on elevation ensuring the product cannot be moved when in use. It can be used up to a 4.2m working height and has an auto lock system allowing you to work at any height during elevation. With it weighing 305kg and having a small footprint it is easy to manoeuvre and fits through a standard doorway or lift. This is for indoor use only, with no oil and hydraulics it is ideal for all clean room activities.

- Eco-friendly
- Manual lift in design with no power consumption, low noise or CO2 emissions
- Fits through interior doorways and lifts
- Anti-surf auto brake when elevated
- Step into the platform, no climbing
- Unlimited lift cycles
- Intuitive to operate, turn handle to elevate
- Ideal for clean room projects
- IPAF category PAV
- Indoor use only



Anti-Surf

### Technical Specification

Code	M5920
Platform Height	2.2m
Working Height	4.2m
S.W.L	150kg (1 person + tools)
Dimensions	1.28 x 0.70 x 1.94
Weight	305kg



## Power Tower

A low-level access solution slim enough to fit through a standard doorway yet offering a generous platform size and height.

- Machine includes harness and anchor point
- Auto-lock wheel for static elevation
- Low noise level and CO2 emission free with no exhaust fumes

### Technical Specification

Code	M5917
Power	Electric (12V Battery)
Working Height	5.1m
S.W.L	250kg
Platform Height	3.1m
Closed Dimensions (L x W x H)	1.60 x 0.78 x 1.85m
Weight	312kg



## Star 6AC Vertical Masts

The Star 6AC is more agile, more robust, and more reliable than ever. With the ability to reach a maximum market-leading height in only 14 seconds the Star 6AC is the ideal solution for any site. Low noise level and CO2 emission free with no exhaust fumes, fitted with AC motors for lower power consumption.

Technical Specification	
Code	M5916
Platform Height	3.8m
Working Height	5.8m
Power	12V -105 Ah (C5)
Weight	835kg



## Star 10 Mast Boom Lift

With an articulating jib, tight turning radius and a 10m working height, this machine is the solution for carrying out cleaning, maintenance and repair work in retail stores and factories. Low noise level and CO2 emission free with no exhaust fumes, fitted with AC motors for lower power consumption.

Technical Specification	
Code	M5924
Platform Height	8.0m
Working Height	10.0m
S.W.L.	200kg
Dimensions LxWxH)	2.8 x 0.99 x 1.98m
Weight	2760kg



## HR12 Mast Boom Lift

With its compact dimensions and class-leading working envelope, the HR12 has always been versatile and reliable. Its telescopic boom provides increased accuracy when positioning the platform. Bi-Energy allows you to work in a wide range of environments.

Technical Specification	
Code	M5925
Platform Height	10.2m
Working Height	12.2m
Outreach	6.1m
S.W.L.	215kg
Power	24V
Dimensions (LxWxH)	4.10 x 1.50 x 1.90m
Weight	3470kg
Self Propelled	Yes





## Scissors Lift - 7.8m

This electric scissor lift allows you to work at heights of up to 7.8m. The scissor lift can be used for fixing light fittings, electrical and heating installations, painting and decorating or industrial cleaning. You'll be able to use the scissor lift in places like warehouses, theatres, factories and even to assist you with home renovations. The scissor lift is perfect for jobs that are in tight spaces and the unit can easily fit through standard single or double doors. You'll be able to manoeuvre the equipment with the easy to use functions and will be kept safe by the access gate and rails.

**Note:** Do not use outdoor machines if wind speed exceeds 28 mph



Technical Specification	
Code	M5928
Platform Height	5.8m
Working Height	7.8m
Extending Deck	1m
S.W.L.	227kg
Dimensions (LxWxH)	1.82 x 0.81 x 2.11
Weight	1503kg



## Compact Electric Scissor Lift - 10m

Suitable for work indoors and outdoors on firm, level surfaces where space is limited. Its state-of-the-art Genie AC electric E-Drive system offers unmatched efficiency and runtime on installation, maintenance and construction jobs where a significant amount of driving is required.

- Quiet, zero-emission electric operation
- Front-wheel drive and zero inside turning radius for easy positioning

Technical Specification	
Code	M5930
Working Height	9.96 m
S.W.L.	454 kg
Dimensions (LxW)	2.44m x 1.16m
Weight	1,971kg



## Narrow Electric Scissor Lift - 10m

This quiet, electrically-powered Genie 2632 scissor lifts is excellent for indoor construction, maintenance and installation applications on firm, level surfaces.

- Easy to manoeuvre in tight spaces
- Large platform workspace

Technical Specification	
Code	M5927
Working Height	10m
S.W.L.	227kg
Dimensions (LxW)	2.43m x 0.81m
Weight	2145g



## Electric Scissor Lift - 12M

COMPACT 12 electric scissor lift can reach 11.75m working height and features non-marking tyres and has the capacity to lift two operators. This electric scissor lift is ideal for a wide range of indoor and outdoor environments including warehouses, cleaning and facilities management. To help improve safety and productivity this product is available with material handling attachments to maximize platform space.

- Small and mobile
- Environmentally-friendly electric motor

Technical Specification	
Code	M5931
Working Height	11.7m
SWL	300kg
Dimensions (LxW)	2.5 x 1.2m
Weight	2470g



**WE ALSO OFFER IPAF  
TRAINING COURSES THROUGH  
HSS TRAINING**

## Available Powered Access

We have a huge range of Powered Access equipment. For more details, please contact your local branch or Area Sales Manager.

- Diesel Articulated & Straight Booms from 45ft to 135ft
- Diesel Scissor Lifts from 10m to 30m
- Large Electric Scissors from 10m to 22m
- Electric Boom Lifts from 10m to 22m

## Telescopic Booms

	45ft	65ft	85ft	140ft
Platform Height	13.72m	19.80m	25.90m	41.15m
Working Height	15.72m	21.80m	27.90m	42.67m
SWL	227kg	227kg	227 kg	227 kg
Dimensions (LxWxH)	8.48m x 2.30m x 2.49m	9.42m x 2.49m x 2.72m	12.20m x 2.50m x 2.80m	11.86m x 2.49m x 3.05m
Weight	6,709kg	10,102kg	17,191kg	20,299kg



## Articulating Booms

	45ft	60ft	80ft	130ft
Platform Height	13.86m	18.39m	23.77m	38.1m
Working Height	15.86m	20.39m	25.77m	40.3m
SWL	227kg	227kg	227kg	227kg
Dimensions (LxWxH)	6.65 m x 2.29 m x 2.13 m	0.91m x 2.46m x 2.69m	11.27m x 2.49m x 3.00m	11.45m x 2.49m x 3.05m
Weight	5987kg	10,215kg	16,284kg	19,958kg

## Self Propelled Scissor Lifts

	39ft	45ft	49ft	59ft	45ft	51ft	72ft
Platform Height	10.06 m	11.75m	13.11m	16.15m	11.75m	13.70 m	20.00m
Working Height	12.06 m	13.75m	15.11m	18.15m	13.75m	15.70 m	22.0m
SWL	1,134 kg	350kg	680kg	680kg	350kg	250 kg	750kg
Dimensions (LxWxH)	3.94m x 2.29m x 2.71m	2.44m x 1.19m x 2.54m	3.94mx 2.29m x 2.93m	5.40m x 2.29m x 3.15m	2.44m x 1.19m x 2.54m	2.84m x 1.25m x 2.59m	4.95m x 2.46m x 3.86m
Weight	5,482 kg	3,221 kg	5,936 kg	7,537kg	3,221 kg	3180 kg	13,000kg

# Lift & Shift

## Genie Super Lift Advantage

Note: S.W.L. will de-rate when used with accessories.

These heavy-duty, manually operated lifts are suitable for warehouse work and on-site tasks such as ducting and ventilation installation. Available with a full range of useful accessories including extension forks, pipe cradle, boom, and platform.

- One-man operation with silent manual winch will raise loads to heights of up to 7.6m
- Self-sustaining friction brake holds loads safely
- Easy to use and manoeuvre
- Strong yet lightweight



### Technical Specifications

Code	M5951-SL10	M5002-SL15	M5952-SL25
H.O.L.	3.05m	4.6m	7.6m
S.W.L.	454kg	363kg	295kg
Dimension (L x W x H)	1460 x 800 x 1990mm	1840 x 800 x 1990mm	2040 x 800 x 1990mm
Weight	118 kg	144kg	204kg

## Genie Counter Balance Lifter /Stacker

Allows you to raise loads up to 4.6m. When fitted with the suction grip, large glass panels and windows up to 300kg can be installed into buildings without obtrusive base forks interfering in the installation.

- Supplied with counterbalance weight stillage and forks
- Counterbalance lift works right up to walls and platforms



### Technical Specifications

Code	M5964
Item	Lift/Stacker
H.O.L.	4.6m
S.W.L.	300kg
Dimension (L x W x H)	2040 x 80 x 1990mm
Weight	272kg (inc weights)



## Hand Pallet Truck

This heavy duty pallet truck makes the transferring of goods on pallets easier and quicker. It increases productivity in warehouses, factories and shops while decreasing the need for manual handling.

- Highly manoeuvrable
- Has tough, nylon wheels
- Turns 180 degrees

Technical Specification	
Code	M5971
H.O.L.	200mm
S.W.L.	2000kg
Dimension (L x W x H)	1220 x 520 x 1000mm
Weight	68kg



## Electric Chain Hoists

Our range of electrically powered chain hoists take the hard work out of raising and lowering loads through significant vertical distances.

- Safety clutch prevents accidental overloading
- Runs off single-phase, 110V 50Hz supply
- Lift heights from 6m to 25m
- Grade 80 load chain as standard



Technical Specification								
Code	M5782	M5783	M5784	M5785	M5786	M5787	M5788	M5789
S.W.L.	0.5T	0.5T	0.5T	1T	1T	1T	2T	2T
H.O.L.	9m	15m	25m	9m	15m	25m	12m	25m
Weight	27kg	33kg	42kg	62kg	71kg	79kg	86kg	117kg



## Mobile Lightweight Aluminium Gantry

A portable lightweight gantry system available for a variety of lifting applications including confined space, lift shafts, rooftops and clean environments. Its lightweight rigid design and ease of assembly makes it ideal for use in multiple locations.

- Two man assembly
- Lightweight rigid design
- Working load limit (WLL) is 2t - goods or man ride/fall arrest

### Technical Specifications

Code	M5808	M5809
Beam length	3.9m	2.5m
Working length	3.0m	1.58m
Weight	133kg	123kg



## Reducing the cost of hire

Due to our size and national network we have the buying power to provide competitive hire prices. Our dedicated sales teams will work with you to scope out your requirements and provide a bespoke and cost effective solution for you.

# Building & Siteworks

## Mesh Fence Panels

A building site or premises with tools, materials, plant and other machinery can be very inviting to a thief - additionally the site could be a break-in route into adjacent properties. When you need secure temporary fencing on-site, these temporary 2.85m wide mesh panels provide site security and are a cost-effective deterrent to theft and vandalism. Supplied with rubber feet and stabilisers, the strong close mesh provides a secure barrier. Fencing is now a health and safety necessity to keep the public out and protect them from site hazards.

- Hire rate includes backstays
- Pedestrian and vehicle gates are easily fitted
- Ideal for event crowd control
- Panels conform to HS (G) 151



### Technical Specifications

Code	M6089	M6091	M6092
Item	Mesh Panel Kit	Vehicle Gate	Pedestrian Gate

## Pedestrian Barriers

Constructed from tough, strong galvanised steel, these 2.4m long barriers are ideal for pedestrian control. Barriers can be interlocked to form an effective chain that can be easily erected and dismantled.

### Technical Specification

Code	M5520
Dimensions (L x H)	2300 x 1100mm
Weight	14/16kg



## Enduramat

The enduramat is an ideal ground cover solution for accessing construction sites and events where soft ground or flooring needs to be protected from site vehicles or the general public.

- Mats measure 2440mm x 1220mm
- Simple and quick to install with easy to use connectors
- Hand cut-outs aid two man loading
- Reversible non-slip surface feature - one side for pedestrian use and the other for vehicles
- 100% recyclable material



Technical Specification	
Code	M5685
Dimensions (L x W )	2440 x 1200mm
Thickness	19mm
SWL	35kg



## Bunded Diesel Fuel Bowers

These fully bunded road towable diesel bowers are legal for towing up to 950L of diesel on the road. The feed and return points provide a constant fuel supply for larger generators. Recommended for refuelling of site equipment.

Bunded base prevents fuels leaking into the environment



Technical Specifications	
Code	M5688
Capacity	950L, 210 gallons
Dimensions (L x W x H)	3500 x 1550 x 1700mm
Weight	525kg unladen; 1500kg laden





## Pressure Washer & Bowser

Clean site equipment with this combined pressure washer and bowser. The bowser supplies a water supply for over an hour's continuous use.



### Technical Specifications

Code	M5678	M5679
Water Capacity	1100L, 250g	1000L, 250g
Dimensions (L x W x H)	3500 x 1560 x 1350mm	3150 x 1340 x 1100mm
Fuel	Diesel	Unleaded Petrol
Weight	450kg (unladen) 1500kg (laden)	300kg (unladen) 900kg (laden)

## Steel Props

Rugged adjustable supports for formwork during construction as well as floors, walls and ceilings.

- Made from extra strong, tubular steel
- Telescopic height adjustment

### Technical Specifications

Code	M5466	M5467	M5468	M5469
S.W.L	1700kg	1500kg	1000kg	700kg
Height (closed)	1.1m	1.8m	2.6m	3.2m
Height (extended)	1.8m	3.0m	3.9m	4.9m
Weight	12kg	17kg	22kg	29kg



## Safer Pod S1

4 HDR Intelligent Visual Verification Cameras, 30m range, infra-red night vision, 360-degree intruder detection

- Twin 113dB sounders/sirens with flashing strobes
- Battery & Solar Technology
- Signal jamming, anti-masking, tilt & impact sensors
- System controlled from a secure smartphone app
- Up to 100 additional sensors can be equipped, detecting for dangers including smoke, water and carbon dioxide



## Safer Pod S4

Fully autonomous, rapidly deployable CCTV tower, with advanced thermal detection capabilities and superior false alarm immunity.

- 3 or 4 fixed bi-spectrum cameras (optical 4mp & 1mp thermal with 7mm lens)
- Local visual & audible alerts with twin high output 105dB sounders and strobes
- Self Powered: 580 Watt solar panels with methanol fuel cell & 100Ah battery
- 24/7 Monitoring
- Up to 100 additional sensors can be equipped, detecting for dangers including smoke, water and wvcarbon dioxide.



## Smart Hub +

The Smart Hub + offers 24/7 protection against any threat to properties and assets. Ability to add up to 100 devices, including fire, lood, sirens, door detectors & intrusion detectors.

- Intrusion, Fire & Flood Protection in One Unit
- Intelligent Visual Verification & 24/7 Live Monitoring
- Impact & Tamper Proof
- Rapid Installation
- Ease of Use: System controlled from a secure smart phone app
- Uninterrupted battery power for 6 months



---

## Smart Tower

VPS Smart Towers deliver effective temporary CCTV monitoring and recording for all types of sites and challenging locations. The 7.5 metre mast covers large areas with Pan Tilt & Zoom camera giving long-range infrared up to 1 km

- Multiple tower connectivity
- 24/7 live monitoring and live audio challenge
- Remote viewing on smartphone app
- Robust and durable
- Cost-saving versus traditional security
- Optional additional cameras: NPR, panoramic, time lapse, and heat cameras for fire detection



# Plant

Wide range of high quality Plant available for hire or sale including the below:

- Excavators
- Dumpers
- Rollers
- Teleporters
- Forklifts
- Skid Steer Loaders
- Portaloo's
- Towable Welfare Units



**NEED SOMETHING ELSE?**

**WE WILL TRY OUR BEST  
TO SOURCE IT FOR YOU.**



# Accommodation

---

Accommodation solutions at your fingertips, from offices, canteens and drying rooms to toilet blocks, welfare units and emergency showers available for long or short term hire.

We offer secure and reliable accommodation to meet the needs of modern day construction sites.



# Concreting & Compaction

## Tip-Up Concrete Mixers

The rotating, tilting stand of our mixers allows you to mix up to 85 litres of concrete or mortar and tip it straight into a barrow. Compact and lightweight, they can be moved easily through doorways. Ideal for both DIY and professional use - can be handled by one person.

- Will mix 85 litres in approximately 6 minutes
- Choice of electric (110v/240v) or petrol mixer
- Mixture can be tipped straight into a barrow
- Please note petrol is NOT supplied with this item
- Cleaning charges may apply
- CO2 emission free, no exhaust fumes versus petrol mixer



### Technical Specifications

Code	M5290	M5291	M5294
Voltage	110V	240V	Petrol
Power	630W	630W	Recoil start 4 stroke unlead petrol
Drum Capacity	85 Litres	85 Litres	85 Litres
Weight	79kg	79kg	83kg



## Floor Saw

For continuous cutting through concrete and masonry pavements, roads or motorways, we have a comprehensive range of floor saws for all professional contractors.

**Note:** Petrol is NOT supplied with this item

### Technical Specifications

Code	M5299	M5300
Engine/Fuel	Recoil start 4 stroke unleaded petrol	
Cutting Depth	127mm	165mm
Disc Size	350mm	450mm
Weight	87kg	135kg



## Vibrating Wacker Plates

Our Light or medium vibrating wacker plates are perfect for compacting hardcore, sand or gravel.

- Lifting points and front lift cage allow easier loading and unloading
- Petrol and 110v models available
- Low HAV design allows longer, safe using times
- CO2 emission free, no exhaust fumes versus petrol vibrating plate



### Technical Specifications

Code	M5408	M5411	M5414
Engine/Fuel	Recoil start 4 stroke unleaded petrol		Diesel
Plate Size (W x L)	320 x 574mm	400 x 606mm	400 x 703mm
Weight	59kg	84kg	154kg



## Floor Tile Stripper

Not only can you use this Floor Tile Stripper for lifting floor tiles, lino, carpet, or vinyl floor planks, but also for chipping off mortar, scraping plaster, glue residue and foam backing from concrete floors, as well as other build-ups that need removing ready for you to lay new flooring. The vibrating blade machine is easy to use and will cope with most commercial and domestic surfaces, saving you a lot of time and taking the pain out of trying to do the job by hand. The blade angle can be adjusted according to the type of floor covering.

- High-frequency vibrating blade
- Fully adjustable blade angle to suit flooring and adhesion
- Has great mobility and stability due to control handle and large diameter wheels



### Technical Specification

Code	M5656
Voltage	110V
Power Rating	1100w
Weight	45kg



# Safety

## Fall Arresters & Retrieval Blocks

This equipment is designed for use as an arrest retrieval system. Do not use for raising or lowering of personnel. Lanyards with shock absorbers should not be used with inertia reels.

- **Arrester Block:** Immediately arrests any fall without jarring.
- **Retrieval Block:** Immediately arrests falls and allows personnel to be winched back to safety.



### Technical Specifications

Code	M6046	M6033	M6035	M6037	M6036
Item	Arrester Block 10m	Arrester Block 14m	Arrester Block 20m	Retrieval Block 20m	Retrieval Block 14m
Weight	5kg	11kg	8.5kg	13kg	17kg

## Personal Gas Detector

A reliable multi-gas detector that measures O<sub>2</sub>, H<sub>2</sub>S, CO and combustible gas. It's rugged housing provides unsurpassed durability, including the ability to withstand a 6 m drop test onto concrete. With Large, glove-friendly buttons and a high-contrast display, the ALTAIR 4X is easy to operate.

- End-of-sensor-life indicator eliminates services outages.
- 24-hour battery run time.
- Greater signal stability and repeatability
- MotionAlert and InstantAlert.



### Technical Specification

Code	M5252
Weight	0.222kg
Alarm level	>95dB(A) @ 0.3m



## Fume Extractor Cart

Featuring a built-in filter unit, this compact extractor is ideal for repair workshops where temporary welding operations require a fume extraction and filtration facility.

- Supplied with a 3m fume extractor hose, gas filter and built-in spotlight.



Technical Specification	
Code	M5538
Voltage	110v
Duct Length	3m
Weight	78kg

## Fume Extractor

Remove dust, fumes and increase air circulation in garages and workshops with this versatile and portable ducted fan. Supplied with 6m of ducting.

- Additional ducting lengths available.



Technical Specification	
Code	M5586
Voltage	110v
Power	750w
Max Airflow	3470m <sup>3</sup> /hr
Weight	15kg
AMP	16A or 32A

## Mobile Emergency Safety Shower

Essential for situations where persons may be exposed to spilling, splashing or spraying of chemicals or hazardous substances. Perfect for use when a mains water supply cannot be guaranteed.



Technical Specification	
Code	M5251
Capacity	114 L / 30 US gal
Water Inlet	1/2" quick release hose connector
Operating Pressure	3 to 5.5 BAR G / 43 to 79 PSI
Dimension (WxDxH)	Assembled: 734mm x 1462mm x 2315mm
Weight	80kg



## Hilti TE2000 Vibration Damped Breaker

The Hilti TE 2000 AVR medium duty breaker delivers powerful performance equal to competitor breakers in the 30kg weight class, at virtually half the weight. It can break up to 3 tonnes of concrete per hour. The TE 2000 can be used for breaking out channels for laying pipe, removing concrete for rebar connections and demolition of concrete slabs and foundations.

### Technical Specification

Code	M6326
Voltage	110V
Power	1760W
Single Impact Energy	35J
Hammering Frequency	1800 impacts per minute
Weight	14.5kg
Active Vibration Reduction	Yes
Reduced Impact Energy	Yes



## Hilti TE700 Medium Duty Breaker

This medium duty breaker is built for comfort and has been specially designed for extensive interior renovation work.

- Lowest vibration volume of its class
- Well balanced symmetrical shape
- Recommended for use with our M-Class dust extractor
- Ideal for removing plaster


### Technical Specification

Code	M5099
Voltage	110V
Power	1300W
Hammering Frequency	2760 impacts per minute
Single Impact Energy	11.5 J
Weight	7.9kg
Active Vibration Reduction	Yes
Reduced impact energy	Yes



## Cordless Hammer Drill

Combining the performance of mains power with the mobility of cordless, this powerful hammer drill is perfect for general masonry drilling tasks.



Technical Specification	
Code	M5040
Voltage/Battery Capacity	18V/3Ah
Power	Rechargeable batteries X2
Single Impact	1.7J
Drilling Range	4-18mm masonry, 13-20mm wood
1st Gear	1400 rpm



## Hilti TE80 Heavy-Duty Atc Combi-Hammer

Precise control and operator comfort is guaranteed with the heavy duty ATC combi-hammer, this machine is capable of hammer drilling up to 150 mm cores in concrete, stone and masonry.

- Ideal for SDS max drill bits between 20-40mm
- Active torque control (ATC) is an advanced safety feature which protects the user



Technical Specification	
Code	M5037
Voltage	110V
Power	1700W
Single Impact Energy	11.5J
Hammering Frequency	4600 impacts / minute
Drilling Range	20-40mm
Weight	9.7kg
Active Vibration Reduction	Yes



## Two Tool Air Compressor

This air compressor is designed to be compact, efficient, economical and easy to operate.

- Fitted with air fuses for operators safety
- Electric start diesel engine
- Bunded base 110% of capacity prevents fuel and oil leaking into the environment



 Bunded base with 110% capacity

Technical Specification	
Code	M5193
Engine	Electric- Start
Fuel	Diesel
Max.Air Pressure	101psi
Air Delivery	125cfm (3540/minute)



## Electric Air Compressor

Whether you are paint spraying or powering air tools, choose from our wide range of electric and petrol driven compressors.

- Choice of petrol engined and electric units
- Integral receiver tanks and water separators



Technical Specification	
Code	M5696
Engine	Electric
Voltage	240/110V
Max.Air Pressure	116-150 psi
Air Delivery	8-9cfm 227-250 L/min



**CHECK OUT OUR  
TRAINING DIVISION  
PAGE 40**

# Sawing & Cutting

## Portable Cut-Off Saw

**Note:** Cut-off saws will break down if the incorrect fuel mix is used and charges may be incurred.

If you are cutting bricks, blocks, concrete, stone, roof tiles or metalwork on-site, these saws are the professional's choice. Lightweight and ergonomic, with an outstanding power-to-weight ratio and exceptionally low vibrations (below 2.5 m/s<sup>2</sup>) means you can work for up to 8 hours without having to worry about vibration monitoring.



- 2 sizes available 300mm (12") and 350mm (14")
- Dust suppression kit available
- 2-stroke premix fuel available for sale

Technical Specifications			
Code	M5156	M5158	M5157
Item			Water bottle / dust kit
Engine	Recoil-start, 2-stroke	Recoil-start, 2-stroke	
Fuel	Unleaded petrol + 2-stroke oil mix	Unleaded petrol + 2-stroke oil mix	
Max Cut Depth	125mm		
Disc Size	350mm	300mm	
Weight	11kg	9.4kg	



## Blades

Blades for hire or sale in 300mm and 350mm sizes. Suitable for cutting a wide variety of materials including concrete, reinforced concrete, building materials and asphalt.



Technical Specifications				
Code	M5178	M5179	M5176	M5732
Diameter	300mm	300mm	350mm	350mm
Material	Concrete	Asphalt	Concrete	Asphalt

## Angle Grinders

For grinding and cutting masonry or metal, or raking out mortar joints. These are just some of the jobs our versatile, professional electric angle grinders can help you tackle.

- Low weight for optimum handling
- 110V and cordless options available
- Dust adapter option for 125mm models
- Cutting discs available for 125mm models - ask in branch for more information

### Technical Specifications

Code	M5135	M5134	M5182
Voltage	110V	110V	22v battery x2
Cutting Depth	64mm	34mm	34mm
Disc Size	230mm	125mm	125mm



## Chasing Machine

When running pipes, conduits or cables, cutting accurate chases in brick and masonry is easy with our diamond-wheel machine.

- 125mm diameter discs for splitting depths up to 40mm and widths up to 46mm.

**Note:** We recommend using the Hilti Dust Extractor.

### Technical Specification

Code	M5174
Voltage	110V
Power Rating	1700W
Disc Diameter	125mm
Max. Cutting Width	46mm
Max. Cutting Depth	40mm
Weight	6.9kg



# Surveying & Location

## Exterior Rotating Laser

The Hilti PR 2-HS is resistant to water, impact and dust, so it is ideally suited for tough conditions in any environment. One button, one function makes the tool extremely easy to operate

- Pulse Power Technology means this machine is unaffected by the sun and other lights sources
- Digital measurement indicates advises operator precisely how much measurement deviates from target value



Technical Specification	
Code	M5443
Accuracy	±0.5 mm at 10 m
Operating time with Li-ion battery	30 h
Slope types	Single
Weight with batteries	2.5 kg
Dimensions (LxWxH)	200 x 200 x 230 mm

## Hilti PR 300 HV2S Dual Grade Rotating Laser

Precise and accurate, reducing the risk of any costly errors. It is made to withstand a tripod drop of up to 1.5 m, so is ideally suited for tough conditions in any environment.

- Monitors and corrects vertical laser at regular intervals for reliable performance
- Allows for fast, automatic laser alignment at up to 150m making use of this item a 1 man job



Technical Specification	
Code	M5444
Accuracy	±0.5 mm at 10 m
Operating time with Li-ion battery	25 h
Slope types	Dual
Weight with batteries	2.5 kg
Dimensions (LxWxH)	200 x 200 x 230 mm



## Hilti PR 30-HVSG Interior Green Rotating Laser

This easy to use laser is 4x brighter than conventional red-beam lasers with better visibility when working across long distances or in brighter environments. It is made to withstand harsh onsite conditions.

- Rotating laser beam can be switched via infrared remote control at any time to a stationary laser line able to shift in the horizontal and vertical planes



### Technical Specification

Code	M5442
Accuracy	±1 mm at 10 m
Operating time	16 h
Self-leveling range	±5°
Weight with batteries	2.5 kg
Rated voltage	10.8 V

## Hilti POL 15 Optical Level

Equipped with a high end lens that delivers a magnification of 28x efficiency. A simple optical device used in daily levelling tasks, it has a robust construction can withstand extreme working conditions making this ideally suited for various environments.

- High Quality optics
- High Quality mechanisms for smooth, easy operation
- Automatic compensator for accurate levelling



### Technical Specification

Code	M5445
Height accuracy	±1.5 mm at 30 m
Compensator type	Air-damping
Standard deviation (1 km double levelling)	2 mm
Weight with batteries	1.8 kg
Dimensions (LxWxH)	190 x 130 x 136 mm

## Duct Rod 250m X 11mm

High strength rod which is flexible enough to cope with bends yet sufficiently rigid to push-feed through pipes, ducting channels or behind machinery and other obstacles. Manufactured from fibre glass.

- Continuous 120/250m Duct Rod
- Facilitates cable laying without excavation
- Tapered end with pulling rope eye
- Protective safety brake fitted to frame



### Technical Specification

Code	M6013
Frame Width	1050mm
Frame Height	1180mm
Frame Depth	530mm
Rod Working Length	250m
Rod Diameter	11mm
Weight	54kg

## Duct Rod 120m x 9mm

High strength rod which is flexible enough to cope with bends yet sufficiently rigid to push-feed through pipes, ducting channels or behind machinery and other obstacles. Manufactured from fibre glass.

- Continuous 120/250m Duct Rod
- Facilitates cable laying without excavation
- Tapered end with pulling rope eye
- Protective safety brake fitted to frame



### Technical Specification

Code	M6012
Frame Width	800mm
Frame Height	915mm
Frame Depth	295mm
Rod Working Length	120m
Rod Diameter	9mm
Weight	23kg

## Signal Generator Cat4Plus

This portable, powerful Signal Generator Cat4Plus is extremely useful for any excavation. It sends out a diverse range of signals which will help to accurately determine underground utility locations. It provides a map so that you can dig safely and without any damage to gas pipes, water pipes, fibre optic cabling, network cabling and other utilities.

- Simple to use
- Very robust
- Fully weatherproof design
- High strength neodymium magnet



### Technical Specification

Code	M5454
Range	5 - 7m dependant on locator
Dimensions (L x D)	102mm x 38mm diameter

## Cable Avoiding Tool Cat4Plus

Need to avoid underground service pipes or power cables? The CAT 4plus range can help you to locate them in a quick, safe and accurate way. You can trace smaller cables and avail of overload protection which filters out high levels of noise interference.

- Also with the option of StrikeAlert and Data logging.



### Technical Specification

Code	M5455
Max Detection Depth	4m
Weight	3kg

# Cooling

## Evaporative Cooler



These evaporative coolers are suitable for a variety of locations including shops, warehouses, factories and large areas. Available in two sizes.

- Can reduce room temperature by up to 14°C
- Powerful 2700m<sup>3</sup> per hour airflow directed through both louvres
- Provides natural cooled air for areas up to 53m<sup>2</sup>
- Mobile and easy to set up

Technical Specifications		
Item	Medium	Large
Code	M5581	M5582
Power	240V	240V
Wattage	220W	300W
Cooling Area	57m <sup>2</sup>	80m <sup>2</sup>
Water Capacity	40L	50L
Dimensions (L x D x H)	620 x 375 x 686mm	700 x 466 x 1017mm
Weight	15kg	18kg



## Power Fan

The power fan is a fully portable industrial cooler. It provides high-performance cooling in both commercial and industrial applications.

- Ideal for warehouses, factories, marquees and offices
- High level fans available
- Adjustable fan height
- Variable fan speeds



### Technical Specifications

			High level power fan
Code	M5592	M5593	M5594
Power	240V	110V	110V/240V
Max Output	9100m <sup>3</sup> /h	9100m <sup>3</sup> /h	9100m <sup>3</sup> /h
Motor	780W	780W	780W
Height	N/A	850mm	1.4m-2.1m



## Compact Air Conditioner

Sleek and modern mobile air conditioning unit which will cool down offices, computer and conference rooms. With castors fitted this compact air conditioner can be moved easily from room to room. Supplied complete with exhaust vent and hose.



### Technical Specification

Code	M5609
Voltage	240V
Cooling area	25m <sup>2</sup>
Cooling capacity	3.2kW
Dimensions (H x W x D)	775 x 375 x 442mm
Weight	40kg



# Heating

## Infrared Heater



Suitable for a variety of locations including shops, factories, warehouses and offices. These heaters provide instant, localised fume free warmth.

- Projects heat up to 6m
- Single or twin heat settings
- Castors for easy manoeuvrability
- Integrated cable tidy

### Technical Specifications

Code	M5550	M5551
Heat Output	3kW	3kW
Voltage	110V	240V
Power	3kW Continuous	3kW Continuous
BTU/h	10236	10236
Lamps	2X1.4Kw Slim Line Ruby Quartz Halogen	2X1.4Kw Slim Line Ruby Quartz Halogen
Frequency	50Hz	50Hz
Dimensions (L x W x H)	500 x 460 x 1000mm	500 x 460 x 1000mm
Material	Medium Density Polyethylene (Heater Body)	Medium Density Polyethylene (Heater Body)
Cable Length	3m	3m
Weight	12kg	12kg



## Fan Heater

This portable fan heater is ideal for homes, offices, retail outlets and other occupied areas where safety is key. Built-in protection against overheating and cut off protection when knocked over.

- Thermostatically controlled heat
- Adjustable heater angle



Technical Specification	
Code	M5542
Heat Output	2.4kW
Power	240V
BTU/h	9553
Weight	8.3kg

## LPG Blower Heater

With the power to heat large spaces quickly, these mobile direct-fired, fan-assisted propane heaters are ideal for industrial and on-site use.

- Need no electrical supply



Technical Specifications			
Code	M5557	M5559	M5560
Heat Output	31kW	44kW	73kW
Power	110V/60W	110V/240W	110V/240W
BTU/h	105000	150000	260000
Gas Consumption	2.5kg/h	3.25kg/h	5.9kg/h
Weight	11.5kg	19.4kg	29.6kg

## Fan Heater - 2kw

This portable electric self-regulating fan heater is great for providing heat quickly in cold rooms and spaces. The 2kW PTC element, which allows for energy efficiency, requires less power to maintain a constant temperature, resulting in significant energy savings over time.



Technical Specification	
Code	M6995
Heat Output	2kW
Power	240V
Weight	3kg

# Drying & Pumping

## Pump Dehumidifier (52 Ltr)

No more checking water levels and emptying water with this dryer. The in-built pump purges water automatically through the supplied hose direct into a sink or drain, over 12m away. The rotomolded polyethylene housing is dent resistant, offers superior durability, and helps to protect furnishings when in use. Stack up to two units high for storage. A rigid handle and semi-pneumatic wheels ensure easy transport and manoeuvrability.

- Removes up to 55L of water per day
- Supplied with a discharge hose



Technical Specification	
Code	M5568
Power	240V/720W
Extraction Rate at AHAM Certified Conditions	32L/day @ 26°C and 60% RH
Maximum Extraction Rate	55L/day @ 32°C and 90% RH
Operating Range	1° - 38°C
Weight	36kg



## 25Ltr Industrial Building Dryers

Dry out damp buildings quickly and efficiently before rot and fungus can take hold. Invaluable in the aftermath of floods and burst pipes, this dryer can also be used as a dehumidifier to reduce condensation after plastering or decorating.

- Extracts 4.5 to 30L of water in 24 hours
- Dries spaces up to 300m<sup>3</sup>



Technical Specifications	
Code	M5566
Power Rating	1.5kw
Voltage	110V
Weight	55kg
Extraction Rate	25L at 20deg. and 75% RH





## Puddle Pumps

This puddle pump is ideal for pumping out clear water from flooded areas and cellars. The electric pump will reduce water levels to within 1mm of the floor.

- Supplied with discharge hose

### Technical Specification

Code	M5417
Voltage	110V
Power	370W
Outlet Size	25mm
Max Output (no lift)	105L/minute



## Submersible Pump

For dealing with deep clear water found in drains, wells and swimming pools, these fully submersible electric pumps are both highly efficient and economical.

- Can pump over 240L a minute
- Supplied with discharge hose

### Technical Specification

Code	M5418
Voltage	110V
Power	110V/480W
Outlet Size	50mm
Max Output (no lift)	240L/minute



## Trash Pump

For clearing trenches and deep excavations of water and water-borne debris, this petrol-engine trash pump will handle solids up to 25mm and is capable of shifting over 1300 litres of water per minute.

### Technical Specifications

Code	M5423
Outlet Size	75mm
Max Output (no lift)	1340L/minute
Max. Suction Lift	8m
Max. Total Head	27m
Fuel	Unleaded petrol



## Centrifugal Pumps

Emptying swimming pools, pumping out flooded areas - these versatile lightweight portable pumps will cope with most water pumping jobs.

Technical Specifications		
Code	M5421	M5422
Outlet Size	50mm	75mm
Max Output (no lift)	600L/minute	930L/minute
Max. Suction Lift	8m	8m
Max. Total Head	27m	26m
Fuel	Unleaded petrol	Unleaded petrol



## 4" & 6" Diesel Pumps

Seltorque solids handling pumps use vortex technology to deliver market leading solids handling for the most demanding sewage, sludge and bentonite applications.

- Vortex style pump
- Environmentally friendly Selprime automatic self priming
- Emission compliant engines
- Ease of operation & maintenance
- Proven design

Technical Specifications		
Model	S100	S150
Capacity	165 m <sup>3</sup> /h	320 m <sup>3</sup> /h
Total Head	21.3m	27m
Solids Size	75mm	100mm
Self Priming Lift	8.8m	8.8m
Air Handling	24l/s	24l/s
Power Required	16kW	40kW
Pump Speed	1600rpm	1600rpm
Inlet / Outlet	100mm	150mm



# Lighting

## Trime X-Eco Lighting Tower



Equipped with 6x160W LED floodlights and a fuel-efficient diesel engine, the X-ECO Lighting Tower is ideally suited for outside events, highway contracts and construction projects.

- 6x160W LED lights
- 8.5 m hydraulic mast
- 110-litre tank capacity
- Up to 200 hours of running time

Technical Specification	
Code	M5622
Fuel capacity	110 litre
Lamp type	LED
Run time	200 hours
Weight empty	920 kg
Minimum dimensions	2320 x 1380 x 2420 (LxWxH)
Maximum dimensions	2390 x 2390 x 8500 (LxWxH)
Noise level	65dBA @ 7m



## Self-Righting LED Work Light

Used as a single light or can be linked together to form an effective light chain. Delivering a broad, near shadow-free illumination perfect for plastering, and general decorating jobs.

- Filled with a 5m cable and 16A power socket
- Energy saving LED technology uses less power and reduces energy consumption



### Technical Specification

Code	M5630
Voltage	110V
Power	20W
Weight	6.5kg

## LED Smith Light

This battery powered LED light is both versatile and energy efficient making it the greener alternative to traditional halogen, fluorescent and incandescent lighting.

- Double-sided pivoting head gives all round illumination of up to 1,480 lumens
- Low heat output
- Energy saving LED technology uses less power & reduces energy consumption



### Technical Specification

Code	M5634
Voltage	240V(charger), 12V(bulb)
Run Time	12 hours
Open Height	1100mm

## Single & Twin Head Tripod Lights

These LED floodlights emit a cool white light (6500k). An ideal solution for larger working environments, reducing the appearance of shadows. Energy saving LED tech uses less power & reduces energy consumption.

### Technical Specifications

Code	M5610	M5611
Item	Twin	Single
Voltage	110V	110V
Power Rating	2 x 30W	30W
Mast Height	1.7 - 2.4m	1.7 - 2.4m
AMP	16a or 32a	16a or 32a



# Power

**GENERATORS FROM  
20KVA TO 250KVA  
ALSO AVAILABLE**

## 2.6kVA Petrol Generator

Perfect for providing on-site electricity for lighting & small power tools, this useful little generator is so portable it fits into the boot of most cars. Recommended for use with an RCD plug.

Technical Specification	
Code	M5281
Engine	Recoil Start
Fuel	Unleaded Petrol
Fuel Tank Cap/Run Time	3L/3 Hours
Generated Voltage	110V / 240V
Continuous Power	2.2kW
Weight	41kg



## 6kVA Silenced Diesel Generator

For powering heavy duty site tools, these diesel generators are equipped with 240V and 110V sockets. Low noise emission, fitted with multi-socket outlets and circuit breaker

Technical Specification	
Code	M5 287
Engine	Electric Start
Fuel	Diesel
Generated Voltage	115V/230V
No of outlets	3x 115V/2x 230V
Continuous Power	4.3kW
Fuel Tank Cap/Run Time	24L/16 Hours



## 10kVA Silenced Diesel Generator

Producing over 7kVA of continuous power, this barrow mounted generator has a choice of seven 110V and 240V outlets.

Technical Specification	
Code	M5285
Engine	Electric Start
Fuel	Diesel
Generated Voltage	115V/230V
Plugs available	4x 115V/3x 230V
Continuous Power	7.2kW
Running Time	10 Hours



## Serious about Safety.

HSS Training is the specialist training division of HSS Hire. We are IPAF Rental Plus accredited.

Training your workforce is key to ensure that they're productive and – more importantly – kept **safe from harm**. Let us help make sure your workforce is better equipped to be safe on site with our range of courses available **nationwide**.

We offer **industry recognised courses** in a wide range of workplace safety, working at height, health & safety and industry specific scenarios. We can work with you to tailor the content of our courses to your precise requirements.

- Range of IPAF courses
  - Manual Handling
  - Working at Height
  - Harness Inspection
  - Fire Marshal Training
  - CSCS Aluminium Tower Training
  - MEWP Training
- ...and much more!



**FOR MORE INFORMATION**  
**CALL 1800 22 33 66**  
**OR CONTACT YOUR LOCAL BRANCH**

# Buying New Kit?

**WE ONLY SELL  
TRUSTWORTHY  
BRANDS**

We are a one stop shop for all your equipment hire and sale requirements. As you know, hiring kit is our speciality. We do it day in, day out. But, we're also a large seller of tools, equipment and accessories. We're confident that whatever you need, we can provide it.

## Popular Sales Items



Teleporters  
Powered Access  
Lighting Towers  
Fencing & Barriers  
Generators

Forklifts  
Gators  
Bowsers  
Heaters / Coolers  
Saws

Pumps  
Dehumidifiers  
Breakers & Drills  
Dumpers  
Excavators

Sales

# Cleaning

Description	Make	Model
Scrubber Dryer Pedestrian	Karcher	BR35/12
Scrubber Dryer Pedestrian	Karcher	BR45/22
Scrubber Dryer Pedestrian	Karcher	B40
Scrubber Dryer Pedestrian	Karcher	B60
Scrubber Dryer Ride On	Karcher	B90
Scrubber Dryer Ride On	Karcher	B110
Scrubber Dryer Ride On	Karcher	B150
Scrubber Dryer Ride On	Karcher	B200
Scrubber Dryer Ride On	Karcher	B260
Scrubber Dryer Ride On	Karcher	B300 LPG/Diesel
Sweeper Pedestrian	Karcher	KM75/40
Sweeper Ride On	Karcher	KM100/100
Sweeper Ride On	Karcher	KM105/110
Sweeper Ride On	Karcher	KM100/120
Sweeper Ride On	Karcher	B300 LPG/Diesel
Municipal Compact Sweeper	Karcher	MIC35/42
Municipal Compact Sweeper	Karcher	MC130





# Safety Symbols

Make sure you meet your duty of care for employee and personal safety. To help you, we ensure all HSS products conform to the Health & Safety at Work Act 1974.



**Eye Protection** – All round protection grade 1 goggles to EN 166.B – Less hazardous work: grade 2 spectacles.



**Breathing Masks**

1. General purpose, disposable masks or low-risk dust and water-based airborne sprays.



2. Respiratory disposable masks with charcoal filter for welding fumes, ozone and most nuisance level odours.



3. Consult product supplier for guidance and COSHH data information.



**Welding Masks** – Welding masks or goggles are included with your equipment.



**Ear Defenders** – Protection against high noise levels. Earplugs are suitable for short-term work.



**Safety Footwear** – To BS EN 345 for toe protection.



**Vibration Caution**

More information can be found at [hss.com](http://hss.com)



**Protective Gloves** – Gauntlets, PVC, cotton or rigger gloves for hand protection.



**Safety Helmets** – Protect against falling objects. Compulsory on site.



**Dust** – We recommend using a Dust Extractor where you see this symbol.



**Disposable Overall** – Semi-durable polypropylene material protects clothing from accidental splashing and dirt.



**Power Breaker** – RCD Residual Current Devices protect from electric shock.

Strongly recommended for electrical equipment used outdoors or in damp conditions.



**Personnel Lifting** – Equipment designed for personnel lifting. Use of safety restraint harness recommended.



**Vertical Lifting** – Use only for vertical lifts. Position or suspend equipment from a safe point to take weight of load and equipment.



**Angle Lifting** – Use at any angle for lifting, pulling or dragging. Anchor to a secure point able to take load force applied. Allow for contact friction if dragging.



**Sling Lifting** – Do not use “load” cable/chain as sling. Prevent hook overcrowding, with a “bow” shackle. Join lifting equipment with a ‘D’ shackle. Protect sharp edges to prevent load damage.



**Stable Load** – Ensure load is balanced and personnel stand clear. Attach “tag” lines to control rotation. Never leave equipment unattended. Ensure unobstructed landing site accepts equipment plus load in size and weight.



**Hook Safety** – Ensure safety catches are engaged and load chains/cables are untangled and hang freely.

## Transport Symbols

### Collecting Yourself

If you are collecting equipment, weights are shown in kilograms and are supported by symbols indicating the type of vehicle needed.

Where no symbol is shown the equipment may be carried in a family saloon.



Estate car



Truck



Towable



7.5 tonne truck



### Fuel Services

We can supply Eco packs, Red Diesel and Fuel Management Services where you see this symbol.

**H.O.L (Height of Lift)**

Indicates the maximum height of lift.

**S.W.L (Safe Working Load)**

Do not exceed safe working load or submit to a load greater than its carrying capacity.

Reach

Working height (2 metres above platform).

# Branch Directory

## Cork

Fortwilliam, Tivoli, Co. Cork, T23 W6EF  
cork5941@hss.com / 021 431 3000

## Dublin – Greenogue

501-4 Greenogue Business Park, Rathcoole, Co. Dublin, D24 ET32  
dublin5007@hss.com / 01 257 2242

## Dublin - Docklands

C, Castleforbes Rd, North Dock, Dublin 1, D01 X9H7  
dublindocklands5867@hss.com / 01 865 4910

## Dublin - Santry

Q3 North Ring Business Park, Santry, Dublin 9, D09 E6F2  
dublin325@hss.com / 01 842 7773

## Dublin - Longmile Road

Avonbeg Industrial Estate, Long Mile Rd, Walkinstown, Dublin 12, D12 X564  
Dublin830@hss.com / 01 456 7707

## Galway

Unit 1, Tuam Road Retail Centre, Tuam Road, Galway, H91 V4K5  
galway832@hss.com / 091 773 062

## Limerick

Ballysimon Road, Limerick, V94 E544  
limerick5988@hss.com / 061 409 509

## Waterford

Six Cross Roads business park, Waterford, X91 XR22  
waterford8386@hss.com / 051 349 391



**1800 22 33 66**  
**VISIT HSS.IE**